# PPHI SINDH NEWSLETTER

Volume: 1 | Quarter: 1 January - March 2025

WWW.PPHISINDH.ORG PPHISINDHOFFICIAL PPHIOFFICIAL PPHISINDH

In the first quarter of 2025, PPHI Sindh focused on strengthening healthcare delivery, expanding infrastructure, and advancing public health initiatives across the province, leading to meaningful progress.

**The following are the key highlights:**

### 1. Service Delivery and Maternal Health

During the reporting quarter, PPHI Sindh recorded 10.8 million outpatient visits, underscoring its role as a major healthcare provider across the province. A total of 92,812 safe deliveries were conducted, including 4,299 caesarean sections. Antenatal care services (ANC-1) reached 210,513 women, reflecting continued emphasis on maternal health. In Family Planning, 319,759 clients received services, with the distribution of 41,916 long-acting reversible contraceptives (LARCs), 125,884 injectables, and 99,976 oral contraceptive pills.

### 2. Public Health Programs

PPHI Sindh made significant strides in disease prevention and control. In its Tuberculosis program, 230,539 suspected cases were screened, and 2,866 confirmed cases were identified and managed. The Hepatitis initiative screened over 761,929 individuals, with more than 677,515 vaccine doses administered.

### 3. Nutrition Initiative

The Nutrition Program continued its critical work with 57,864 children treated in OTP centers and 2,656 admissions to Nutrition Stabilization Centers (NSCs). Over 1.6 million children under five were screened for malnutrition across various districts.

### 4. Infrastructure Development and Logistics

To enhance service delivery, PPHI Sindh inaugurated a Skills Lab in Larkano, providing improved training opportunities for medical staff. A total of 63 renovation schemes were initiated; 22 are currently in progress and 4 have been completed. Additionally, a new medicine warehouse was established at MCHC Kausar in Khairpur, aimed at improving inventory and medicine supply systems.

### 5. Training and Monitoring

Capacity building remained a key focus area, with 84 training sessions conducted and 1,790 staff members trained during the quarter. To ensure service quality and compliance, over 27,000 monitoring visits were conducted across regional and district levels. Emphasis was placed on timely reporting, interdepartmental coordination, and adherence to set targets.

### 5. Partnerships and Strategic Engagement

Strengthening external collaboration, PPHI Sindh signed an MoU with Willows International, aimed at expanding service areas and enhancing reproductive health programs. Discussions were also held with major development partners, including the World Bank, Aga Khan University, and UNICEF, reflecting the organization's continued commitment to stakeholder engagement. PPHI Sindh also participated in national policy dialogues related to maternal nutrition and polio eradication.

### 6. Key Events and Initiatives

The quarter saw several high-impact events, including surprise inspections by the Chief Minister of Sindh and outreach campaigns such as health camps and mammography screenings. CEO-led performance review meetings were conducted at the head office and in regional/district offices, focusing on operational improvements, accountability, and alignment with strategic goals.

### 7. Laboratory and Diagnostic Services

A total of 89,189 lab tests were conducted during the quarter across PPHI Sindh facilities. The key region to contribute to the quarterly lab output was Mirpurkhas (31,305 tests).

### 8. Performance of RHCs

Rural Health Centers (RHCs) under PPHI Sindh showed strong performance in Q1 2025 compared to the same period last year. OPD visits at RHCs rose by 17%, from 1.56 million to 1.83 million, while Family Planning clients increased by 17%, reaching 32,158. ANC-1 registrations also grew by 9%, and Normal Vaginal Deliveries (NVDs) increased by 18%, indicating improved maternal care. Additionally, C-sections rose by 12%, reflecting expanded emergency obstetric services. Diagnostics at RHCs showed significant gains, with ultrasounds increasing by 47% and X-rays by 39%, further strengthening PPHI's diagnostic capacity at secondary-level facilities. These improvements demonstrate the expanding role of RHCs in delivering comprehensive, quality healthcare across Sindh.

**ADDRESS**
PPHI Sindh Head Office, Bunglow C27/1, Block-2, Clifton, Karachi.
**Phone:** (+92-21) 35872214, 35364045
**E-mail:** info@pphisindh.org.pk
**Website:** www.pphisindh.org

**FOR COMPLAINTS & SUGGESTIONS**
**Web:** http://complaints.pphisindh.org
**Helpline:** 0800-77755
**Whatsapp:** 0300-7267744
**E-mail:** helpline@pphisindh.org.pk

# QUARTER'S PROGRESS AT A GLANCE

| | |
|---|---|
| TOTAL OPD **10,837,615** | NEW CASES **6,829,564** |
| FOLLOW UP CASES **4,008,051** | TOTAL DELIVERIES **92,812** |
| NVDS **88,478** | C-SECTION **4,299** |
| PPFP **33,567** | ANC-1 **210,513** |
| HB<10 **88,897** | ANC-RW **650,356** |
| OCPS **99,976** | LARC **41,916** |
| INJECTABLES **125,884** | FP VISITS **319,759** |
| TOTAL ULTRASOUND **321,036** | IMPLANTS **6,936** |
| IUCDS **34,980** | CONDOMS **51,854** |
| TOTAL LABS **3,438,112** | TB SUSPECTS **230,539** |
| TB SLIDES **68,749** | TB POSITIVE CASES **2,866** |

# QUARTER'S PROGRESS AT A GLANCE

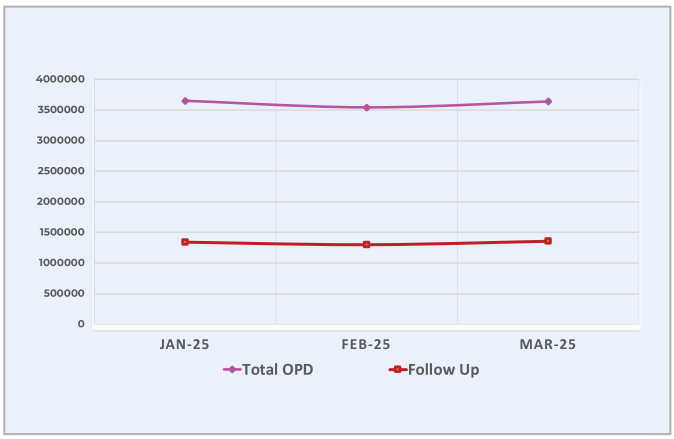


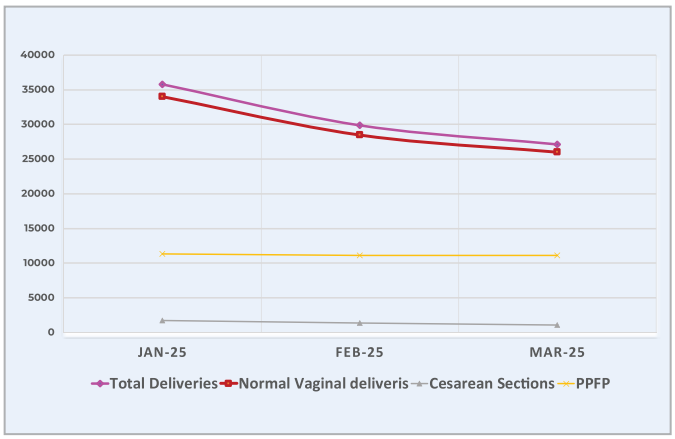


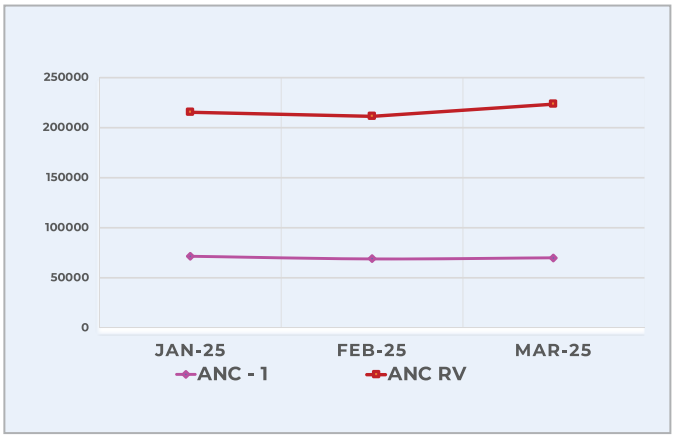


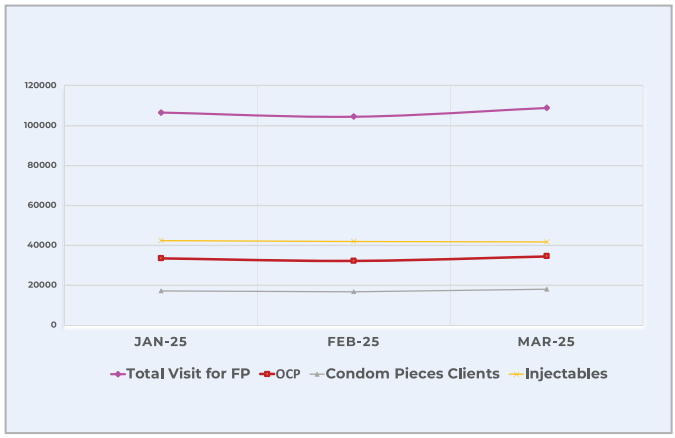


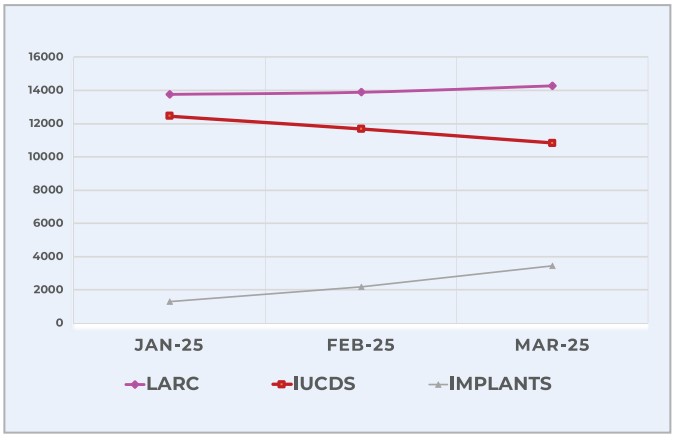


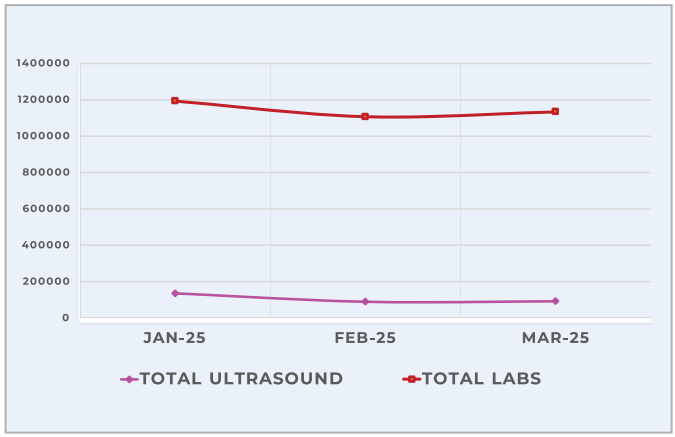


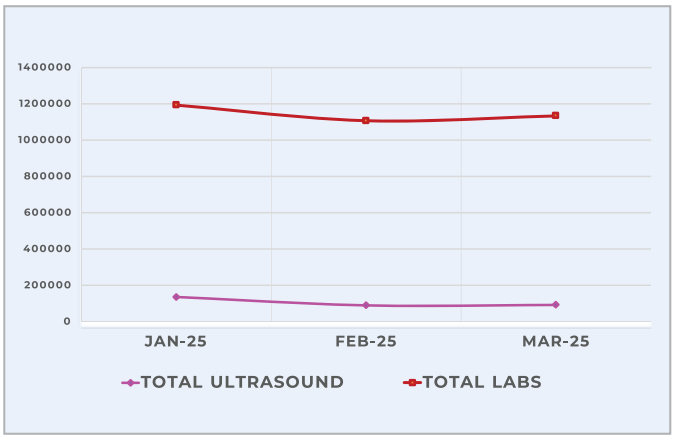

# HEPATITIS

| QUATERLY HEPATITIS SCREENING AND VACCINATION, REGION WISE FOR JAN - MAR 2025 | | | | | | | | | | |
|---|---|---|---|---|---|---|---|---|---|---|
| Region | Total Part-1: HEPATITIS-C | | | Total Part-2: HEPATITIS-B | | | Part-3: Vaccine Report | | | |
| | Rapid Test Done on RDT | | | Rapid Test Done on RDT | | | Doses | | | |
| | Test Done | Reactivate | Positivity Ratio | Test Done | Reactive | Positivity Ratio | Children <12 (OPD+GP) | Adult (OPD + GP) | MH + FP | Total Doses |
| RO I | 67128 | 3275 | 5% | 67097 | 724 | 1% | 42890 | 45261 | 16970 | 105121 |
| RO II | 56393 | 2095 | 4% | 56766 | 573 | 1% | 45582 | 40702 | 27435 | 113719 |
| RO III | 102926 | 5743 | 6% | 101402 | 1813 | 2% | 92468 | 79716 | 24248 | 196432 |
| RO IV | 69460 | 4303 | 6% | 71150 | 1532 | 2% | 55825 | 55651 | 20810 | 132286 |
| RO V | 48181 | 3005 | 6% | 44301 | 723 | 2% | 38849 | 35932 | 13023 | 87804 |
| RO VI | 38587 | 1700 | 4% | 38538 | 458 | 1% | 13254 | 22739 | 6160 | 42153 |
| Grand Total | 382,675 | 20,121 | 5% | 379,254 | 5,823 | 2% | 288,868 | 280,001 | 108,646 | 677,515 |

# EPI

| EPI Report 1st Quarter-2025 | | | | | |
|---|---|---|---|---|---|
| S.No | Indicator | Parameter | Dadu | Khairpur | Total |
| 5 | P1-P-3 | Cat-1 | 33 | 71 | 104 |
| | | Cat-2 | 19 | 5 | 24 |
| | | Cat-3 | 0 | 0 | 0 |
| | | Cat-4 | 0 | 0 | 0 |
| 6 | P1-MR-1 | Cat-1 | 0 | 41 | 41 |
| | | Cat-2 | 52 | 35 | 87 |
| | | Cat-3 | 0 | 0 | 0 |
| | | Cat-4 | 0 | 0 | 0 |



# LAB AND PATHOLOGY

| Quarterly Performance of PPHI Labs | | | | |
|---|---|---|---|---|
| S.No. | District Lab Name | Jan, 2025 | Feb, 2025 | Mar, 2025 |
| 1 | Hyderabad | 6,091 | 5,720 | 4,793 |
| 2 | Khairpur | 8,436 | 7,414 | 6,285 |
| 3 | Larkana | 6,421 | 6,439 | 6,285 |
| 4 | Mirpurkhas | 10,522 | 11,006 | 9,777 |
| **Total** | | **31,470** | **30,579** | **27,140** |



# Progress Report of RHCs under PPHI Sindh's Management

| Comparative Data for RHCs and Others between the months of Q1(Jan-Mar)-24 and Q1(Jan-Mar)-25 | | | | | | | | | | |
|---|---|---|---|---|---|---|---|---|---|---|
| | RHCs and above | | | | BHU Plus, BHU, GDs and Others | | | | | |
| Indicators | Q1-24 | Q1-25 | Difference | % | Q1-24 | Q1-25 | Difference | % | Q1-24 | Q1-25 |
| OPD | 1,568,089 | 1,839,737 | 271,648 | 17 | 8,758,193 | 8,997,878 | 239,685 | 3 | 10,326,282 | 10,837,615 |
| FP | 27,567 | 32,158 | 4,591 | 17 | 270,799 | 287,601 | 16,802 | 6 | 298,366 | 319,759 |
| ANC-1 | 32,439 | 35,403 | 2,964 | 9 | 161,346 | 175,110 | 13,764 | 9 | 193,785 | 210,513 |
| NVD | 11,062 | 13,088 | 2,026 | 18 | 72,700 | 75,425 | 2725 | 4 | 83,762 | 88,513 |
| C-Sections | 3,851 | 4,299 | 448 | 12 | 0 | 0 | 0 | 0 | 3,851 | 4,299 |
| Lab | 677,097 | 696,231 | 19,134 | 3 | 3,288,065 | 2,741,881 | -546,184 | -17 | 3,965,162 | 3,438,112 |
| Ultrasound | 81,190 | 119,492 | 38,302 | 47 | 200,938 | 201,544 | 606 | 0 | 282,128 | 321,036 |
| X-ray | 23,374 | 32,447 | 9,073 | 39 | 6,014 | 5,536 | -478 | -8 | 29,388 | 37,983 |

# QUARTERLY NUTRITION PROGRAM UPDATES

## District wise number of under 5 years children Screened, SAM Admission, and Exits from OTP Program

| Sr. No. | District | No. of 6 to 59 months children Screened | No. of SAM Children Admission | No.of Cured | No. of Default | No. of Deaths | No. of Non Cured | No. of Medical Transfer | No. of Transfer to Inpatient (NSC) | No. of Others |
|---|---|---|---|---|---|---|---|---|---|---|
| 1 | Badin A | 45,259 | 1,831 | 1,700 | 10 | - | 4 | - | 69 | 24 |
| 2 | Badin B | 42,971 | 1,898 | 1,581 | 15 | - | 34 | 9 | 52 | 38 |
| 3 | Dadu | 62,965 | 2,702 | 2,861 | 67 | 2 | 136 | 4 | 114 | 4 |
| 4 | Ghotki | 65,868 | 3,354 | 3,336 | - | - | 3 | 14 | 331 | 19 |
| 5 | Hyderabad | 105,571 | 2,485 | 2,042 | 5 | - | 16 | 64 | 168 | 67 |
| 6 | Jacobabad | 73,855 | 1,839 | 1,804 | 36 | - | 9 | 19 | 37 | 29 |
| 7 | Jamshoro | 67,491 | 1,890 | 1,653 | 151 | 1 | 64 | 12 | 71 | 440 |
| 8 | Kashmore | 49,094 | 2,504 | 2,155 | 4 | 1 | - | 5 | 117 | 5 |
| 9 | Khairpur A | 58,747 | 2,226 | 1,719 | - | - | 12 | 16 | 95 | 21 |
| 10 | Khairpur B | 50,017 | 1,536 | 1,306 | 94 | 2 | 12 | 13 | 54 | 19 |
| 11 | Larkana | 68,865 | 2,161 | 2,064 | 15 | 5 | 6 | 9 | 104 | 33 |
| 12 | Matiari | 66,210 | 1,214 | 1,151 | 31 | - | 21 | 54 | 58 | 32 |
| 13 | Mirpurkhas A | 46,260 | 2,021 | 1,925 | 9 | 2 | 2 | 3 | 94 | 12 |
| 14 | Mirpurkhas B | 42,408 | 1,924 | 1,888 | 20 | - | 5 | 26 | 88 | 15 |
| 15 | Naushero Feroz | 82,669 | 2,819 | 2,436 | 11 | 1 | 18 | 21 | 150 | 56 |
| 16 | Qambar Shahdadkot | 63,185 | 1,707 | 1,685 | 62 | - | 6 | 4 | 82 | 1 |
| 17 | Sanghar A | 99,002 | 2,813 | 2,588 | 10 | 1 | 42 | 22 | 152 | 35 |
| 18 | Sanghar B | 48,804 | 1,484 | 1,478 | 8 | 1 | 22 | 64 | 60 | 38 |
| 19 | Shaheed Benazirabad | 70,746 | 2,506 | 2,486 | 8 | 1 | 10 | 100 | 114 | 61 |
| 20 | Shikarpur | 49,392 | 1,534 | 1,503 | 10 | - | 1 | 15 | 42 | 8 |
| 21 | Sujawal | 21,487 | 1,186 | 1,060 | 27 | - | 10 | 3 | 22 | 16 |
| 22 | Sukkur | 63,175 | 2,803 | 2,297 | 4 | - | 16 | 41 | 140 | 26 |
| 23 | Tando Allahyar | 49,591 | 1,531 | 1,481 | 49 | - | 18 | 8 | 44 | 55 |
| 24 | Tando Muhammad Khan | 30,880 | 1,262 | 1,359 | 56 | 1 | 29 | 7 | 57 | 39 |
| 25 | Tharparkar | 89,494 | 3,593 | 2,563 | 192 | 10 | 119 | 8 | 325 | 326 |
| 26 | Thatta | 32,082 | 1,057 | 1,201 | 58 | 2 | 27 | 1 | 10 | 2 |
| 27 | Umerkot | 62,026 | 1,980 | 1,829 | 27 | 6 | 15 | 15 | 104 | 40 |
| 28 | Karachi II | 41,461 | 2,004 | 1,420 | 53 | 10 | 35 | 7 | 20 | 36 |
| | **Total** | **1,649,575** | **57,864** | **52,571** | **1,032** | **46** | **692** | **564** | **2,774** | **1,497** |



**District wise number of under 5 years children SAM with medical complication Admission, and exits from Nutrition Stabilization Center**

| Sr. No. | District | No. of Admission in NSC | No. of Cured | No. of LAMA | No. of Death | No. of Non Cured | No. of Transfer Out |
|---|---|---|---|---|---|---|---|
| 1 | Badin | 158 | 141 | 1 | 4 | - | 17 |
| 2 | Ghotki | 186 | 174 | - | 6 | - | 8 |
| 3 | Hyderabad | 196 | 171 | 3 | 11 | - | 14 |
| 4 | Jamshoro | 397 | 386 | - | 5 | - | 16 |
| 5 | Kashmore | 69 | 61 | - | 3 | 2 | 4 |
| 6 | Khairpur | 164 | 155 | - | - | - | 8 |
| 7 | Mirpurkhas | 173 | 154 | - | 7 | - | 6 |
| 8 | Nasuhehro Feroze | 183 | 177 | - | 2 | - | 12 |
| 9 | Sanghar | 278 | 284 | - | - | - | 2 |
| 10 | Shahed Benazirabad | 152 | 127 | - | 6 | - | 26 |
| 11 | Sukkur | 125 | 109 | - | - | - | 18 |
| 12 | Tharparkar | 455 | 398 | 5 | 32 | - | 28 |
| 13 | Umerkot | 120 | 108 | - | 2 | - | 10 |
| | **Total** | **2,656** | **2,445** | **9** | **78** | **2** | **169** |

## OTP Key Performance Indicators

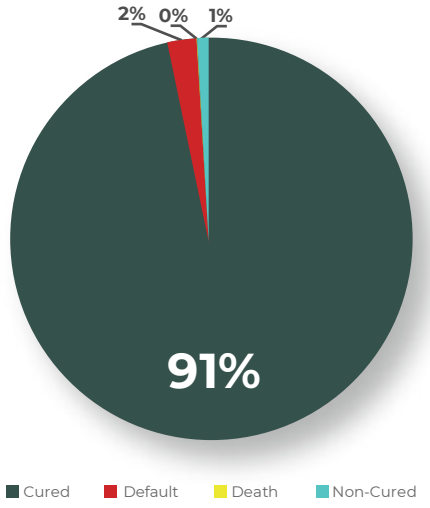


## Nutrition Stabilization Center Performance

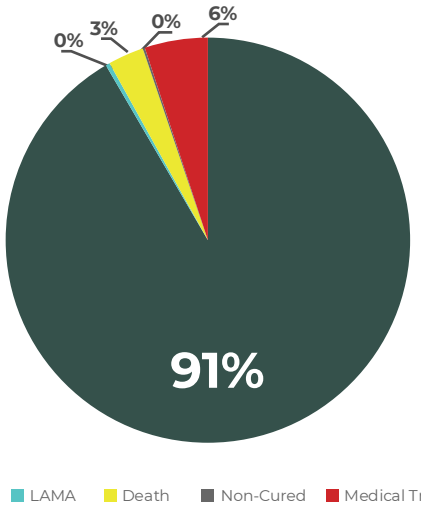

# REPAIR & RENOVATION SCHEMES - 2024-25

| Schemes | Total No. of Schemes | No. of schemes Progress | No. of Schemes Completed | No. of Schemes in Tender Process | Budget Allocation Rs.M | Release Expenditure Rs.M |
|---|---|---|---|---|---|---|
| (Carry Forwarded & Major) | 63 | 37 | 22 | 4 | 708.482 | 90.70 |

### BHU PLUS DIYAL GARH DISTRICT MIRPURKHAS-B



Before



After

### GD FAQIR ABDULLAH MANGHRIO DISTRICT MPK-A



Before



After

### RHC NASIRABAD DISTRICT KAMBER (CASUALTY BLOCK)



Before



After

### GD BAQAPUR DISTRICT LARKANA



Before



After

### GD MORIA FAQEER DISTRICT LARKANA



Before



After

### BHU GHULAM NABI RAJPER DISTRICT KHAIRPUR-A (1)



Before



After

### BHU GHULAM NABI RAJPER DISTRICT KHAIRPUR-A (2)



Before



After

### BHU RIPRI DISTRICT KHAIRPUR-B



Before



After

# TRAINING AND CAPACITY BUILDING

| Total Number of Trainings Conducted from Jan-March 2025 | | | |
|---|---|---|---|
| S.No. | Region | Total Trainings Conducted | Total Participants Trained |
| 1 | RO-1 | 05 | 189 |
| 2 | RO-2 | 09 | 355 |
| 3 | RO-3 | 46 | 722 |
| 4 | RO-4 | 15 | 253 |
| 5 | RO-5 | 04 | 157 |
| 6 | RO-6 | 05 | 114 |
| **Total** | | **84** | **1,790** |

# MONITORING

| Monitoring Visits | | |
|---|---|---|
| Staff Details | Designation | Visit Count |
| Regional Staff | • Regional Director | 301 |
| | • Regional Manager Monitoring & Evaluation | 739 |
| | • Public Health Specialist | 268 |
| | • Regional Manager MNCH | 333 |
| District Staff | • District Manager | 3,099 |
| | • Executive Monitoring & Evaluation | 4,679 |
| | • Medical Officer | 2,249 |
| | • MNCH Coordinator | 2,454 |
| | • Social Organizer | 15,030 |
| Grand Total | | 27,511 |

# NEWS AND EVENTS - JAN TO MAR 2025



CEO PPHI Sindh, Mr. Javed Ali Jagirani attended a Provincial Task Force (PTF) meeting on Polio Eradication presided by Sindh Chief Minister Syed Murad Ali Shah at the CM House.



Chief Minister Sindh Syed Murad Ali Shah, along with Ex-MNA Sardar Sikandar Rahpoto, paid a surprise visit to GD Plus Bajara, where he appreciated the health-care services after a detailed briefing by District Manager Mr. Zakir Hussain Samo.



The Chairman, CEO, and a Board Member of PPHI Sindh visited SGH Ibrahim Hyderi, appreciating the facility's progress and the dedicated efforts of the staff.



PPHI Sindh and Willows International have signed an MoU to strengthen male reproductive health services across Sindh. The initiative includes training 1,350 male doctors in NSV and enhancing the counselling skills of 104 social organizers. This collaboration aims to expand access to informed family planning choices.





A meeting was held between the team of PPHI Sindh and delegates from the World Bank and the Social Services Protection Unit (SSPU) to review the performance of the Mamta-Conditional Cash Transfer (CCT) program.



PPHI Sindh and the Department of Medicine at Aga Khan University met to discuss a collaborative research project aimed at reducing cardiovascular disease risk in two districts of Sindh.





PPHI Sindh met with Gates Foundation representatives to discuss the E-Motive PPH Bundle project, exploring collaborative efforts to strengthen primary health-care in underserved areas.

# NEWS AND EVENTS - JAN TO MAR 2025



The CEO of PPHI Sindh chaired the January monthly review meeting at the Head Office, focusing on strengthening interdepartmental coordination.



The CEO of PPHI Sindh chaired the February monthly review meeting, emphasizing interdepartmental coordination, compliance, audits, and operational enhancements.



The Provincial QRM meeting, chaired by the CEO PPHI Sindh, Mr. Javed Ali, was successfully convened in the Hyderabad region.



PPHI Sindh inaugurated a modern skills lab in Larkano to enhance hands-on training for medics and paramedics, led by CEO Mr. Javed Ali Jagirani and senior leadership.



The CEO of PPHI Sindh conducted a night visit to BHU Plus Rahooja and MCHC Kausar to inspect and evaluate facility operations.



A two day Memography Free Camp was successfully held at the RHC Tando Jam, organized by OGDCL as part of its Corporate Social Responsibility (CSR) initiatives.

# EMPLOYEE(S) OF THE MONTH









# شکایت / تجویز کیلئے




http://complaints.
pphisindh.org



0800-77755

0300
7267744

پی پی ایچ آئی کی جانب سے مہیا کی جانے والی خدمات کے متعلق رہنمائی یا شکایت کی صورت میں مندرجہ بالا ہیلپ لائن پر مفت کال کریں یا مندرجہ ذیل ای میل، ویب سائٹ یا واٹس ایپ پر رابطہ کریں۔

http://complaints.pphisindh.org

0800-77755

0300-7267744

helpline@pphisindh.org.pk

PPHI Sindh Head Office, Bunglow C27/1, Block-2, Clifton, Karachi.
Tel: +92 21 35872214, +92 21 35364045 | www.pphisindh.org
To get news about PPHI Sindh like us
PPHISINDHOFFICIAL PPHIOFFICIAL PPHISINDH